



MAROCARA DORSETS

Kelly Wongarbon Pty Ltd | 23rd Annual


ON PROPERTY SALE

at 'Hillview' Wongarbon | 5th September 2023 | 1pm

IN CONJUNCTION WITH:  AuctionsPlus™

180 PERFORMANCE RAMS

Lambplan measured | Quality assured



Carter Lindsay & Weber



Licensed Auctioneers, Stock & Station Agents, Real Estate Agents, Carcase & Feedlot Agents

SPECIALIST AUCTIONEERS

Shaun McHugh 0417 487 914
www.carterlindsayweber.com.au



THANK YOU FOR YOUR SUPPORT



MAROCARA DORSETS

Directions:

- From Dubbo, travel east on Mitchell Hwy - 14kms from last roundabout
- Just before Wongarbron, turn right onto River Rd
- Travel 2kms down River Rd
- Ram Sale in shearing shed on the left
- Watch for signs



Carter Lindsay & Weber



Licensed Auctioneers, Stock & Station Agents, Real Estate Agents, Carcase & Feedlot Agents

SPECIALIST AUCTIONEERS

For the marketing of your Livestock, contact:

John Lindsay 0439 844 498
Shaun McHugh 0417 487 914
Hugh Edwards 0457 730 703

76 Brisbane St, PO Box 70
North Dubbo NSW 2830
Office: (02) 6882 5177
www.carterlindsayweber.com.au

Sheep & Lambs - Monday
Prime Cattle - Thursday
Store Cattle Sales - Monthly





23rd Annual Marocara Ram Sale. "Hillview" River Road, Wongarbron NSW 2831.

The Kelly Family would like to welcome you to Marocara Dorset's' annual sale.

We are proud to present this year's lineup of 180 rams. Our aim is to help you gain the premiums in the competitive lamb market due to our stock's strong genetics and high indexing. As we all ride the seasonal wave, we look forward to working with you to help drive your prime lamb business.

Our sale this year will be held on site and will again be simulcast live on AuctionsPlus. The AuctionsPlus site will have links to YouTube clips of each lot and Sheep Genetics pedigree Percentile bands are in line with Sheep Genetics. This indicates where each animal sits within each trait and Index. These are **Pink** Top 5%, **Blue** Top 10%, **Green** Top 20%, **Grey** above 50%. We have included a Sheep Genetics information flyer which details the % weighting of each trait that contributes each index. (TCP and LEQ)

A delivery service is offered within NSW. We aim to make it as convenient as possible for you to purchase rams and get them home safely. Please let us know if you wish to utilise this service.

A lot of work and effort is involved in developing our sheep and we would like to show our appreciation to the following businesses and individuals for partnering with us.

- ◆ Blue Hills Sheep Services - Jim Bourke with his shearing and crutching trailers.
- ◆ Clearvision Imaging - Ben Hooper for his hard work shooting, editing and uploading video of each lot.
- ◆ Carter Lindsay Weber for conducting our sale. Thanks to Shaun, John, Hugh & Campbell for your continued support.
- ◆ Sheep Data Management – thanks Elise for making a time consuming breed plan so easy.
- ◆ Aaron Buckler – our dedicated and extremely valued member of our operation. Thank you again for all your hard work.
- ◆ Three generations of the Kelly Family for applying their various areas of expertise to the business.

Please note, only a limited number of rams are registerable with the APDA, for more information regarding individual ram registration please be in touch.

AuctionsPlus Link <https://auctionsplus.com.au/auctions/sheep/marocara-dorset-ram-sale/121041>

Thanks again for your support.

Gus Kelly

0428 878 221 angus.kelly@bigpond.com

Alistair Kelly

0427 878 221 alistairkelly@bigpond.com

Shaun McHugh Carter Lindsay Weber

0417 487 914



Property PIC – NJ220319 Brucellosis accreditation – 76512 expires February 28, 2025.

MAROCARA is declared to be footrot and lice free.

Rams were backlined with FENNECH and vaccinated with Glanvac 6 in 1 B12 on 18/7/2023. Drenched with Avomec Duel on 18/7/2023

Rams were shorn on 16/7/2023 by Blue Hills Sheep Services.

Weighed 15-8-2023.

All buyers will be supplied with a National Sheep Health Statement (SHS) and National Vendor Declaration (NVD). MAROCARA has a “Property Biosecurity Plan”.

Definitions of Abbreviations

DOB = Month of Lambing. **Sire** = Sire and stud name (SYN1 =Syndicated sire group M = Marocara) . **BT** = Birth type, 1 = Single, 2 = Twin, 3 = Triplet.

WWT = Weaning weight expressed in kgs at 14 weeks of age. Rams with a higher WWT figure will have lambs that grow quicker to weaning.

PWWT = Post Weaning weight, expressed in kgs at 7.5 months of age. A positive PWWT reflects the animals ability to grow after weaning and reach target weight.

PFAT = Post weaning fat depth, expressed in mm at 45kg. Estimates the difference in animals fat at the GR site. An animal with negative PFAT will produce leaner lambs.

PEMD = Post weaning eye muscle depth, expressed in mm at 45kg. Animals with a higher PEMD will have more muscle and more lean meat yield independent of weight. The correlation between PEMD and hindquarter development is only 15%, therefore visual assessments need to be made.

TCP = Terminal Carcase Production is a \$ value index. Similar production traits to Carcase plus for growth and muscle with emphasis on eating quality. Use this index to “**maintain eating quality and improving carcase growth**”

LEQ = Index is targeting larger improvements in eating quality and modest increase in LMY. Information is gathered through genotyping young rams to improve accuracy of this ASBV's. “Improving eating quality ,carcase, growth”

Research Breeding Values RSBV's that are included in index

IMF = Marbling .Higher IMF means ability for animal to produce intramuscular fat.

SF5 = Measurement of tenderness (shear force) Lower means more tender meat.

LMY= Lean Carcase Meat Yield. Higher means higher yielding carcase.

Dress = Dressing percentage.

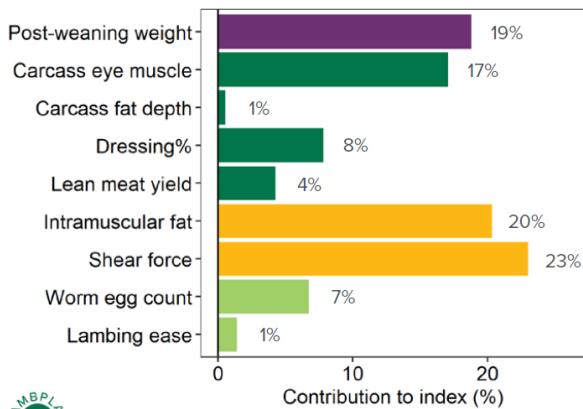


Report: Percentile Bands
 Analysis: TERMINAL
 Analysis date: 01/08/2023
 Drop Year: 2022

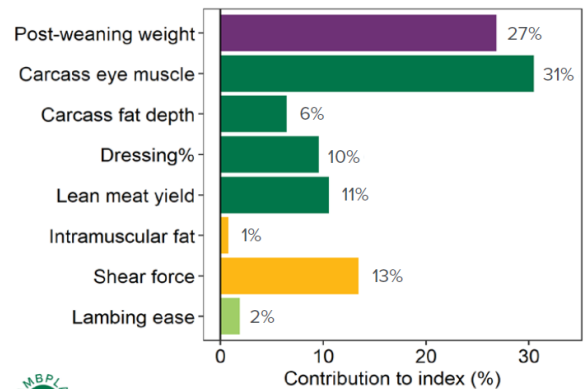


Band	WWT	PWT	PFAT	PEMD	TCP	LEQ	IMF	SHEARF5	DRESS	LMY
1	12.91	19.93	1.22	4.24	163.2	163.53	0.36	-2.95	3.53	5.44
5	11.99	18.48	0.65	3.58	158.19	156.34	0.08	-1.33	3.19	4.79
10	11.5	17.73	0.41	3.24	155.08	152.19	-0.03	-0.55	3	4.45
20	10.92	16.81	0.13	2.83	150.95	146.94	-0.16	0.34	2.77	4.05
30	10.49	16.12	-0.06	2.52	147.66	143.08	-0.25	0.99	2.58	3.77
40	10.1	15.49	-0.21	2.26	144.47	139.45	-0.33	1.55	2.41	3.53
50	9.71	14.85	-0.35	2	141.35	135.92	-0.41	2.11	2.24	3.29
60	9.27	14.12	-0.48	1.75	138.17	132.51	-0.49	2.73	2.07	3.03
70	8.71	13.19	-0.62	1.46	134.74	129.4	-0.57	3.47	1.87	2.7
80	7.91	11.86	-0.78	1.15	130.53	125.84	-0.67	4.39	1.64	2.26
90	6.66	10.01	-1	0.74	124.93	120.56	-0.82	5.62	1.31	1.56

LEQ



TCP



© Sheep Genetics 2022



© Sheep Genetics 2022



BLUE HILLS

sheep services

Cage Dipping, Ram Shearing
& Crutching Trailer

(02) 6887 1272 | 0428 878 413

FULLY
INSURED



180 LAMBPLAN PERFORMANCE RAMS
 Tuesday 5th Sept 2023 - 1pm. Live Audio via Auctionsplus.



LOT	TAG	SIRE	DOB 2022	Kgs 15/8	BT	Wwt	Pwwt	Pfat	PEMD	TCP	LEQ	IMF	SF5	DRESS	LMY	Comments	Buyer/Price
1	10	Derrynock 200170	30/4	96	2	9.2	13.2	-0.6	2.8	143.1	131.9	-0.94	4.42	2.69	3.77		
2	278	Jewsharp 190439	11/5	96	1	7.5	11.5	-0.4	3.8	145.1	143.1	-0.12	1.35	2.99	3.55	Top 5% PEMD, Top 10% Dress %	
3	168	Bundara Downs 193638	3/5	123	1	10.9	16.5	-1.8	0.7	141.5	136.0	-0.46	5.69	2.06	3.87		
4	434	M 210321	17/5	115	1	9.8	15.5	-0.1	2.8	144.6	136.7	-0.76	4.20	2.58	3.35		
5	353	Felix 200356	6/5	105	1	11.0	16.4	0.0	3.7	154.3	151.3	-0.27	3.07	3.02	4.30	Top 5% PEMD, Top 10% Dress %	
6	666	M 190209	3/6	100	1	9.0	13.6	-0.7	2.6	143.0	136.0	-0.57	3.64	2.45	3.94		
7	617	M 200440	19/5	110	2	9.8	14.3	-1.0	2.4	143.7	132.9	-0.77	5.29	2.33	4.13		
8	324	Woolumbool 207491	11/5	115	1	10.4	16.5	-0.6	2.1	147.0	146.0	-0.14	2.76	2.45	3.67		
9	476	Pepperton 200112	25/5	123	2	11.6	17.1	-1.0	2.5	151.5	139.8	-0.96	6.37	3.07	5.16	Top 10% WWT, Top 10% Dress %, Top 5% LMY	
10	63	M 210221	28/4	130	1	11.6	17.4	0.5	2.6	146.9	141.1	-0.42	4.52	3.22	3.31	Top 10% WWT, Top 5% Dress %	
11	831	Pepperton 200200	28/7	116	2	12.6	19.2	-1.6	2.3	160.6	151.3	-0.77	6.41	3.21	6.15	Top 5% TCP, Top 5% PWWT, Top 5% WWT, Top 5% Dress %, Top 5% LMY	
12	51	Bruan 190275	30/4	98	1	10.9	16.3	-0.6	3.3	156.8	149.4	-0.59	3.04	2.92	4.74	Top 10% TCP, Top 10% PEMD, Top 10% LMY	
13	287	Pepperton 200200	11/5	112	1	8.2	13.2	-1.3	4.2	157.7	148.6	-0.66	4.35	3.53	5.73	Top 10% TCP, Top 5% PEMD, Top 5% Dress %, Top 5% LMY	
14	49	Felix 200521	30/4	115	1	11.3	16.5	-1.2	3.1	151.2	141.0	-0.89	6.28	2.48	5.52	Top 5% LMY	
15	280	Pepperton 200113	11/5	102	2	9.6	14.7	-0.1	5.4	157.6	146.3	-1.18	5.58	3.91	5.35	Trait Leader PEMD Top 1%, Top 10% TCP, Top 5% Dress %, Top 5% LMY	
16	611	Pepperton 200112	19/5	116	1	11.0	16.5	-0.4	2.6	147.3	140.7	-0.53	5.17	3.19	4.30	Top 5% Dress %	
17	245	M 210321	3/5	109	1	10.0	16.0	-0.4	3.0	152.0	147.2	-0.47	1.98	2.74	3.50	Used as Ram Lamb,	
18	375	Felix 200521	12/5	117	1	12.5	19.2	-1.9	1.9	158.2	148.4	-0.90	4.88	2.40	5.47	Top 5% TCP, Top 5% PWWT, Top 5% WWT	
19	103	Jewsharp 190439	5/5	120	3	10.5	17.0	0.1	3.3	151.0	153.6	0.08	0.81	3.07	3.14	Top 10% LEQ, Top 10% PEMD, Top 5% IMF, Top 10% Dress %	
20	627	Felix 200521	25/5	110	2	10.5	16.4	-0.7	3.6	157.1	148.7	-0.64	4.43	3.17	4.53	Top 10% TCP, Top 10% PEMD, Top 10% Dress %, Top 10% LMY	
21	190	Pepperton 200113	5/5	111	1	8.1	12.5	-0.6	4.9	155.9	147.1	-0.95	3.69	3.12	5.22	Trait Leader PEMD Top 1%, Top 10% TCP, Top 10% Dress %, Top 5% LMY	
22	441	Bundara Downs 193638	17/5	131	2	12.3	19.2	-0.6	1.2	145.0	135.9	-0.75	6.97	2.69	3.70	Top 5% PWWT, Top 5% WWT	
23	195	Pepperton 200200	5/5	110	1	9.1	14.7	-0.7	3.8	155.7	146.6	-0.87	4.33	3.68	4.87	Top 10% TCP, Top 5% PEMD, Top 5% Dress %, Top 5% LMY	
24	572	Felix 200521	19/5	114	2	9.6	14.2	-0.3	3.2	145.7	142.6	-0.34	4.74	2.45	3.93		
25	832	Ivadene 190025	28/7	105	1	13.4	20.5	-0.9	2.4	157.4	147.9	-0.78	5.27	3.07	5.46	Trait Leader WWT Top 1%, Trait Leader PWWT Top 1%, Top 10% TCP, Top 5% PWWT, Top 5% WWT, Top 10% Dress %, Top 5% LMY	
26	888	M 210404	30/7	100	2	11.0	17.5	0.0	3.2	156.7	152.9	-0.27	1.65	3.28	4.02	Top 10% TCP, Top 5% Dress %	
27	471	Pepperton 200112	25/5	110	2	11.7	17.9	-0.4	2.6	152.3	144.8	-0.59	4.83	3.54	4.44	Top 10% PWWT, Top 10% WWT, Top 5% Dress %, Top 10% LMY	
28	216	Felix 200356	5/5	112	2	11.4	17.4	0.2	4.3	161.5	154.8	-0.46	3.07	3.62	4.74	Trait Leader PEMD Top 1%, Top 5% TCP, Top 10% LEQ, Top 5% Dress %, Top 10% LMY	
29	332	Pepperton 200113	11/5	106	2	11.6	16.3	-1.1	4.0	161.9	152.3	-0.83	5.59	3.42	6.03	Top 5% TCP, Top 10% LEQ, Top 5% PEMD, Top 10% WWT, Top 5% Dress %, Top 5% LMY	
30	876	M 210183	30/7	101	2	9.7	16.0	-0.7	1.8	147.2	144.3	-0.21	0.66	2.15	3.27		



180 LAMBPLAN PERFORMANCE RAMS
 Tuesday 5th Sept 2023 - 1pm. Live Audio via Auctionsplus.



LOT	TAG	SIRE	DOB 2022	Kgs 15/8	BT	Wwt	Pwwt	Pfat	PEMD	TCP	LEQ	IMF	SF5	DRESS	LMY	Comments	Buyer/Price
31	605	Felix 200521	19/5	101	1	9.7	13.6	-0.5	2.6	145.7	143.5	-0.32	3.46	2.25	3.67		
32	518	Felix 200521	25/5	108	2	10.4	16.5	-1.0	2.0	147.4	140.1	-0.59	4.49	2.43	4.02		
33	76	Pepperton 200113	5/5	97	2	9.2	13.2	-0.1	5.2	156.3	146.3	-0.81	3.75	3.55	4.91	Trait Leader PEMD Top 1%, Top 10% TCP, Top 5% Dress %, Top 5% LMY	
34	490	M 200440	25/5	120	2	12.1	17.6	-0.5	2.8	150.8	140.3	-0.87	6.00	2.90	4.72	Top 5% WWWT, Top 10% LMY	
35	525	M 210157	19/5	109	2	9.7	15.1	-0.6	2.4	146.8	140.3	-0.52	3.56	2.65	3.90		
36	305	Jewsharp 190439	11/5	105	2	9.4	15.3	-0.5	3.4	152.2	149.0	-0.24	1.39	3.20	3.96	Top 10% PEMD, Top 5% Dress %	
37	295	Pepperton 200200	11/5	106	3	10.2	15.8	-0.8	3.3	154.7	145.3	-0.76	5.04	3.33	5.07	Top 10% PEMD, Top 5% Dress %, Top 5% LMY	
38	152	Felix 200356	3/5	111	2	11.4	17.1	-0.6	2.8	152.3	146.2	-0.36	4.55	3.11	4.62	Top 10% Dress %, Top 10% LMY	
39	454	Felix 200521	17/5	105	2	9.0	14.2	-0.7	2.5	141.5	133.9	-0.62	4.74	2.31	3.72		
40	148	Bruan 190275	3/5	99	1	10.0	15.7	-0.8	2.6	153.7	147.4	-0.51	2.68	2.65	4.36		
41	311	Jewsharp 190439	11/5	97	3	8.3	12.6	-0.6	2.8	141.0	137.6	-0.26	2.63	2.30	3.43		
42	60	Derrynock 200170	28/4	122	1	10.8	15.2	-0.5	3.1	147.5	138.6	-0.85	5.18	2.76	4.58	Top 10% LMY	
43	393	Felix 200521	12/5	107	2	10.1	15.9	-1.4	1.6	140.7	130.6	-0.94	5.84	1.86	4.19		
44	238	M 200440	3/5	114	3	9.2	14.9	-0.6	2.4	141.3	130.9	-0.88	5.75	2.55	4.07		
45	533	M 210321	19/5	102	2	10.3	15.2	-0.4	2.7	148.5	144.9	-0.51	2.86	2.53	3.57		
46	532	M 210157	19/5	107	2	11.7	17.0	-1.2	2.3	150.5	141.0	-0.64	5.09	2.53	4.70	Top 10% WWWT, Top 10% LMY	
47	298	Woolumbool 207491	11/5	105	2	9.8	14.5	0.1	3.6	151.7	145.9	-0.31	1.41	3.27	3.13	Top 10% PEMD, Top 5% Dress %	
48	241	Felix 200356	3/5	113	1	12.2	17.2	-0.6	2.7	147.8	139.7	-0.67	7.28	2.92	5.04	Top 5% WWWT, Top 5% LMY	
49	39	Bundara Downs 193638	30/4	120	2	9.0	13.2	-0.6	1.8	135.1	125.3	-0.64	5.05	2.09	3.16		
50	428	Derrynock 200170	17/5	118	2	9.9	13.7	-0.7	3.0	144.2	135.0	-0.78	4.82	2.89	4.31		
51	211	Jewsharp 190439	5/5	108	2	9.0	14.5	-0.4	2.0	139.0	135.8	-0.38	1.79	2.22	2.77		
52	449	Derrynock 200170	17/5	98	2	11.2	16.4	-1.0	2.9	148.5	132.0	-1.41	6.79	2.92	5.36	Top 5% LMY	
53	160	Woolumbool 207491	3/5	103	1	10.4	16.3	0.3	2.2	144.8	144.9	0.05	0.85	2.43	2.36	Top 10% IMF	
54	463	M 210321	17/5	107	2	9.1	14.1	0.1	3.4	144.6	137.0	-0.62	3.69	2.85	3.29	Top 10% PEMD	
55	41	M 210221	30/4	102	2	9.8	14.4	0.6	3.6	146.5	144.1	-0.19	2.95	2.76	3.12	Top 10% PEMD	
56	351	Derrynock 200170	6/5	110	1	9.9	15.2	0.5	4.5	149.0	139.2	-0.87	4.87	3.46	4.13	Trait Leader PEMD Top 1%, Top 5% Dress %	
57	94	Bruan 190275	5/5	119	2	11.7	17.9	-1.0	2.2	153.0	145.3	-0.77	4.71	2.35	5.47	Top 10% PWWT, Top 10% WWWT, Top 5% LMY	
58	383	Felix 200521	12/5	114	2	11.5	18.3	-1.2	2.4	153.1	144.5	-0.78	6.33	2.88	5.28	Top 10% PWWT, Top 10% WWWT, Top 5% LMY	
59	102	Jewsharp 190439	5/5	114	3	10.3	15.8	-0.5	3.7	155.5	150.1	-0.50	3.45	3.41	4.98	Top 10% TCP, Top 5% PEMD, Top 5% Dress %, Top 5% LMY	
60	475	Pepperton 200112	25/5	124	2	11.7	16.9	-0.9	2.2	148.0	137.3	-0.89	6.35	2.87	4.83	Top 10% WWWT, Top 5% LMY	



180 LAMBPLAN PERFORMANCE RAMS
 Tuesday 5th Sept 2023 - 1pm. Live Audio via Auctionsplus.



LOT	TAG	SIRE	DOB 2022	Kgs 15/8	BT	Wwt	Pwwt	Pfat	PEMD	TCP	LEQ	IMF	SF5	DRESS	LMY	Comments	Buyer/Price
61	390	Pepperton 200200	12/5	107	2	7.8	11.4	-1.1	3.9	154.9	148.9	-0.54	2.88	2.87	5.36	Top 5% PEMD, Top 5% LMY	
62	631	Derrynock 200170	25/5	120	2	12.8	18.9	-0.5	2.8	152.3	140.3	-1.14	7.17	3.36	5.23	Top 5% PWWT, Top 5% WWT, Top 5% Dress %, Top 5% LMY	
63	173	Felix 200356	3/5	111	1	9.7	15.4	-0.4	4.0	159.9	154.8	-0.36	2.00	3.28	4.53	Top 5% TCP, Top 10% LEQ, Top 5% PEMD, Top 5% Dress %, Top 10% LMY	
64	403	Pepperton 200112	12/5	108	2	9.5	13.7	0.1	3.4	144.3	139.3	-0.35	3.34	3.28	3.41	Top 10% PEMD, Top 5% Dress %	
65	371	Bundara Downs 193638	12/5	120	2	11.9	17.8	-2.1	0.5	139.8	128.6	-0.96	8.31	1.77	4.69	Top 10% PWWT, Top 10% WWT, Top 10% LMY	
66	495	M 200440	25/5	101	2	11.0	15.7	-0.8	2.9	147.7	137.8	-0.82	5.68	2.80	4.88	Top 5% LMY	
67	392	Felix 200521	12/5	102	2	8.6	14.1	-1.0	2.9	145.4	136.0	-0.78	4.38	2.41	4.06		
68	290	Pepperton 200113	11/5	106	2	9.6	14.1	-0.4	4.1	155.1	148.3	-0.60	4.04	3.35	4.62	Top 10% TCP, Top 5% PEMD, Top 5% Dress %, Top 10% LMY	
69	602	M 200440	19/5	97	2	8.8	12.1	-0.5	3.5	140.6	132.7	-0.86	6.23	2.88	4.38	Top 10% PEMD	
70	426	Bundara Downs 193638	17/5	126	1	11.0	16.3	-2.3	0.6	140.8	131.8	-0.77	7.84	1.97	4.82	Top 5% LMY	
71	504	Bundara Downs 193638	25/5	117	1	11.2	16.7	-1.6	0.3	137.1	125.2	-0.94	6.83	1.78	3.89		
72	372	Bundara Downs 193638	12/5	120	2	11.3	16.9	-1.3	0.9	134.7	125.3	-0.75	8.02	1.83	3.80		
73	626	Felix 200521	25/5	105	2	10.3	15.9	-0.6	3.7	153.6	144.9	-0.70	5.32	2.99	4.68	Top 5% PEMD, Top 10% Dress %, Top 10% LMY	
74	673	Bundara Downs 193638	3/6	116	1	12.1	17.5	-1.4	2.0	149.0	138.8	-0.85	7.10	2.47	4.84	Top 5% WWT, Top 5% LMY	
75	297	Pepperton 200200	11/5	100	3	11.4	17.6	-1.2	2.8	159.1	148.4	-1.12	5.35	3.32	5.75	Top 5% TCP, Top 5% Dress %, Top 5% LMY	
76	70	Woolumbool 207491	5/5	111	2	9.1	13.5	0.9	3.9	142.5	137.3	-0.33	3.19	3.31	2.54	Top 5% PEMD, Top 5% Dress %	
77	145	Pepperton 200200	3/5	106	1	9.5	14.2	-1.1	2.8	146.3	137.9	-0.72	6.95	2.96	4.77	Top 10% Dress %, Top 10% LMY	
78	197	Jewsharp 190439	5/5	109	1	8.5	14.0	-0.7	2.6	141.0	138.3	-0.54	2.94	2.53	3.79		
79	363	Bundara Downs 193638	6/5	126	1	12.4	18.8	-1.8	1.0	146.5	134.4	-1.01	7.77	2.41	4.99	Top 5% PWWT, Top 5% WWT, Top 5% LMY	
80	155	Woolumbool 207491	3/5	104	2	8.4	12.9	0.6	3.4	145.2	143.9	-0.14	0.92	3.01	2.22	Top 10% PEMD, Top 10% Dress %	
81	499	Pepperton 200112	25/5	109	2	8.0	13.0	-0.4	2.9	141.2	133.0	-0.68	3.27	2.95	3.56	Top 10% Dress %	
82	691	M 210212	20/6	108	2	7.8	11.8	-0.9	2.2	140.5	133.8	-0.55	2.16	1.88	3.37		
83	576	Pepperton 200112	19/5	104	2	11.4	16.2	-0.4	2.8	146.9	136.2	-0.88	5.58	3.10	4.42	Top 10% Dress %	
84	329	Felix 180395	11/5	116	1	10.8	16.7	0.4	3.4	148.1	143.4	-0.45	3.74	3.21	4.04	Top 10% PEMD, Top 5% Dress %	
85	355	Bundara Downs 193638	6/5	106	2	11.1	16.6	-1.3	0.9	138.5	128.3	-0.87	7.32	1.97	3.96		
86	59	M 210321	28/4	101	1	7.9	12.6	0.6	4.3	148.2	141.2	-0.69	2.29	3.34	2.59	Trait Leader PEMD Top 1%, Top 5% Dress %	
87	228	Felix 180395	5/5	112	2	10.0	16.1	-0.4	2.8	145.0	141.4	-0.40	4.27	3.08	4.21	Top 10% Dress %	
88	523	Pepperton 200112	25/5	102	3	10.8	15.8	-0.8	2.2	145.1	136.1	-0.75	5.40	2.83	4.46	Top 10% LMY	
89	545	Derrynock 200170	19/5	112	2	10.0	14.7	-0.1	2.8	143.1	131.3	-0.97	5.32	2.94	3.56		
90	478	Pepperton 200112	25/5	101	2	10.9	16.1	-1.3	2.4	147.1	134.6	-1.06	6.48	2.97	5.17	Top 10% Dress %, Top 5% LMY	



180 LAMBPLAN PERFORMANCE RAMS
 Tuesday 5th Sept 2023 - 1pm. Live Audio via Auctionsplus.



LOT	TAG	SIRE	DOB 2022	Kgs 15/8	BT	Wwt	Pwwt	Pfat	PEMD	TCP	LEQ	IMF	SF5	DRESS	LMY	Comments	Buyer/Price
91	587	M 210157	19/5	105	1	10.5	15.4	-1.5	2.3	148.7	138.9	-0.86	5.98	2.47	5.71	Top 5% LMY	
92	448	Bundara Downs 193638	17/5	116	2	10.8	16.6	-1.4	1.28	142.0	130.0	-1.0	7.2	2.32	4.6	Top 10% LMY	
93	384	Felix 200521	12/5	104	2	11.0	17.5	-1.0	1.9	148.4	140.3	-0.87	5.75	2.53	4.47	Top 10% LMY	
94	467	M 210157	17/5	114	1	9.5	15.1	-0.7	2.8	145.8	136.1	-0.81	4.12	2.70	4.49	Top 10% LMY	
95	650	M 200440	25/5	109	2	10.2	15.4	-0.5	2.6	142.8	133.0	-0.82	5.53	2.57	4.06		
96	12	Pepperton 200112	30/4	117	2	11.0	16.3	-1.0	1.6	147.2	143.7	-0.24	2.45	2.69	3.61		
97	36	M 210321	30/4	108	2	9.9	14.3	0.1	3.2	143.0	139.7	-0.34	3.91	2.65	2.70	Top 10% TCP,	
98	702	Pepperton 200112	25/6	108	2	11.2	16.6	-0.9	2.3	145.1	132.0	-1.11	6.53	3.01	4.90	Top 10% Dress %, Top 5% LMY	
99	56	Felix 200521	28/4	127	1	11.3	17.5	-0.5	2.5	145.8	135.2	-1.05	7.11	2.71	4.79	Top 5% LMY	
100	248	Derrynock 200170	3/5	93	2	10.0	14.2	-0.9	3.2	145.1	128.1	-1.46	6.26	2.68	5.02	Top 5% LMY	
101	220	Felix 200356	5/5	112	2	10.0	15.3	0.1	4.1	155.0	149.1	-0.32	2.79	3.39	4.16	Top 5% PEMD, Top 5% Dress %	
102	8	M 210221	30/4	111	2	9.9	14.5	-0.1	3.2	144.0	137.0	-0.55	5.04	2.62	4.24		
103	233	Bruan 190275	5/5	112	2	8.6	13.6	-0.3	2.2	147.2	143.1	-0.32	1.59	2.43	2.79		
104	141	Felix 200356	3/5	109	2	11.3	16.3	-1.2	3.0	151.2	136.8	-1.23	8.55	2.79	5.69	Top 5% LMY	
105	264	Pepperton 200112	3/5	118	2	10.8	16.5	-0.1	3.2	154.0	148.2	-0.63	3.72	3.56	4.29	Top 5% Dress %	
106	625	Felix 200521	25/5	104	2	10.3	15.7	-0.8	3.2	151.8	144.7	-0.57	4.44	2.87	4.60	Top 10% PEMD, Top 10% LMY	
107	354	Bundara Downs 193638	6/5	103	2	10.1	14.9	-1.4	0.7	134.2	124.5	-0.82	7.04	1.68	3.63		
108	685	M 190209	15/6	109	1	9.6	15.3	0.2	3.1	145.7	139.7	-0.48	2.93	2.93	3.53		
109	232	Bruan 190275	5/5	108	2	9.8	15.5	-0.5	2.6	152.7	145.3	-0.59	3.13	2.89	4.03		
110	674	Pepperton 200112	3/6	103	1	11.3	16.2	-1.1	2.0	145.0	134.4	-0.89	6.38	2.64	4.88	Top 5% LMY	
111	667	Felix 200521	3/6	106	2	8.6	13.5	-0.7	3.0	146.3	144.0	-0.22	1.98	2.24	3.62		
112	675	M 200440	3/6	101	2	10.2	15.6	-0.3	4.0	154.9	145.2	-0.80	3.55	3.25	4.62	Top 5% PEMD, Top 5% Dress %, Top 10% LMY	
113	537	Felix 200521	19/5	108	1	7.8	12.6	-0.9	2.6	144.5	139.9	-0.36	2.06	2.09	3.37		
114	856	M 210508	30/7	103	1	10.5	15.0	-1.7	2.7	148.8	139.1	-0.81	6.63	2.57	5.64	Top 5% LMY	
115	170	Felix 180395	3/5	104	2	8.5	13.5	0.3	3.3	143.9	139.5	-0.34	1.61	2.92	3.11	Top 10% PEMD	
116	402	Pepperton 200112	12/5	100	2	9.5	13.7	-0.2	3.3	148.6	143.7	-0.30	2.50	3.22	3.72	Top 10% PEMD, Top 5% Dress %	
117	561	M 210321	19/5	111	2	9.7	15.4	-0.6	2.9	147.9	139.1	-0.73	4.13	2.78	3.83		
118	119	Pepperton 200113	5/5	101	1	9.4	14.0	-0.3	4.2	151.9	142.8	-0.88	3.64	3.12	4.54	Top 5% PEMD, Top 10% Dress %, Top 10% LMY	
119	571	Felix 200521	19/5	108	2	10.4	16.0	-0.1	2.9	149.4	146.7	-0.32	2.68	2.60	3.41		
120	637	M 210321	25/5	93	2	10.2	14.5	0.4	4.0	148.0	142.1	-0.55	3.88	3.22	3.25	Top 5% PEMD, Top 5% Dress %	



180 LAMBPLAN PERFORMANCE RAMS
 Tuesday 5th Sept 2023 - 1pm. Live Audio via Auctionsplus.



LOT	TAG	SIRE	DOB 2022	Kgs 15/8	BT	Wwt	Pwwt	Pfat	PEMD	TCP	LEQ	IMF	SF5	DRESS	LMY	Comments	Buyer/Price
121	90	Felix 180395	5/5	100	2	9.5	15.1	0.0	1.8	140.7	136.0	-0.35	2.33	2.61	2.54		
122	443	M 200440	17/5	109	2	10.6	16.2	-0.6	2.4	146.4	141.3	-0.53	3.86	2.32	3.87		
123	615	Derrynock 200170	4/6	107	1	10.2	13.8	-0.9	3.9	148.1	133.6	-1.36	6.81	2.86	5.40	Top 5% PEMD, Top 5% LMY	
124	564	M 210221	19/5	109	2	9.2	14.2	-0.2	2.6	144.6	141.4	-0.23	2.59	2.34	3.28		
125	396	Felix 200521	12/5	110	2	8.7	13.4	-0.5	3.7	149.5	141.5	-0.64	3.40	2.88	3.92	Top 5% PEMD	
126	509	M 200440	25/5	108	3	9.0	14.9	-0.7	3.2	149.1	138.6	-0.89	4.30	2.91	4.68	Top 10% LMY	
127	493	M 210221	25/5	101	2	9.8	15.0	0.3	3.6	148.7	143.8	-0.36	2.84	2.93	3.48	Top 10% PEMD	
128	361	M 210221	6/5	107	2	9.4	14.5	0.1	3.0	148.3	144.8	-0.25	1.64	2.58	3.33		
129	200	Pepperton 200113	5/5	101	2	9.6	13.4	-0.4	4.3	154.2	148.3	-0.51	2.78	3.05	4.57	Trait Leader PEMD Top 1%, Top 10% Dress %, Top 10% LMY	
130	29	M 210321	30/4	105	2	8.2	12.5	0.1	2.4	139.4	142.2	0.11	0.82	2.21	1.83	Top 5% IMF	
131	133	Felix 200356	3/5	110	2	10.1	15.6	-1.1	2.2	148.5	142.3	-0.50	3.60	2.42	4.19		
132	457	Bundara Downs 193638	17/5	112	1	10.3	15.4	-0.8	1.5	137.5	129.7	-0.62	6.83	2.19	3.71		
133	746	SYN 1	26/7	100	2	8.9	13.6	-0.5	2.7	142.7	136.4	-0.52		2.52	3.74		
134	405	M 210321	12/5	100	1	8.6	13.7	-0.5	3.4	148.6	141.9	-0.69	2.36	2.85	3.55	Top 10% PEMD	
135	397	Felix 200521	12/5	104	2	7.8	12.5	-0.4	3.6	151.1	147.3	-0.45	1.07	2.89	3.31	Top 5% PEMD	
136	679	Felix 200521	3/6	105	1	8.2	13.1	-0.6	2.7	142.0	136.1	-0.47	3.24	2.25	3.39		
137	106	Felix 200356	5/5	100	2	10.2	15.3	-0.2	3.0	150.2	148.8	-0.06	3.93	3.01	3.72	Top 10% Dress %	
138	640	Felix 200521	25/5	111	3	9.8	15.8	-0.6	2.6	147.5	140.9	-0.52	4.20	2.65	3.63		
139	527	M 200440	19/5	101	2	10.5	16.2	-0.4	3.2	148.0	137.3	-0.89	6.25	3.11	4.55	Top 10% Dress %, Top 10% LMY	
140	400	M 210157	12/5	105	2	10.0	15.4	-0.5	2.1	142.7	137.7	-0.40	4.04	2.51	3.72		
141	444	M 200440	17/5	100	2	9.7	14.7	-0.7	2.4	143.9	136.4	-0.62	4.01	2.30	3.87		
142	552	M 200440	19/5	100	2	9.7	13.9	-0.8	3.1	145.5	137.2	-0.69	5.28	2.77	4.56	Top 10% LMY	
143	19	Pepperton 200112	30/4	124	2	11.4	17.5	-0.3	1.2	144.1	144.3	-0.14	3.17	2.26	3.27		
144	594	Pepperton 200112	19/5	99	2	10.6	15.6	-0.1	3.4	151.1	143.3	-0.62	3.80	3.39	4.24	Top 10% PEMD, Top 5% Dress %	
145	1	M 200440	30/4	113	1	11.1	17.1	-1.0	3.2	151.4	138.1	-1.13	7.18	2.99	5.58	Top 10% Dress %, Top 5% LMY	
146	542	Felix 190968	19/5	110	2	10.5	16.7	0.0	2.5	148.3	144.8	-0.33	2.90	2.38	3.80		
147	466	M 210157	17/5	105	1	10.7	15.7	-1.0	3.1	153.5	143.2	-0.86	4.48	2.87	5.20	Top 5% LMY	
148	256	M 200440	3/5	110	1	8.9	13.8	-0.3	3.9	148.7	137.3	-0.98	5.45	3.23	4.66	Top 5% PEMD, Top 5% Dress %, Top 10% LMY	
149	83	Pepperton 200113	5/5	100	2	8.7	13.1	-0.9	3.9	152.2	141.4	-0.96	5.50	3.00	5.13	Top 5% PEMD, Top 10% Dress %, Top 5% LMY	
150	450	Derrynock 200170	17/5	108	2	10.0	14.4	-1.0	2.8	144.1	129.8	-1.39	5.81	2.61	4.94	Top 5% LMY, Scur	



180 LAMBPLAN PERFORMANCE RAMS
 Tuesday 5th Sept 2023 - 1pm. Live Audio via Auctionsplus.



LOT	TAG	SIRE	DOB 2022	Kgs 15/8	BT	Wwt	Pwwt	Pfat	PEMD	TCP	LEQ	IMF	SF5	DRESS	LMY	Comments	Buyer/Price
151	680	Pepperton 200112	20/6	108	2	11.6	17.2	-0.8	2.1	148.1	139.5	-0.70	5.14	2.85	4.52	Top 10% WWT, Top 10% LMY	
152	176	Felix 180395	3/5	105	1	10.8	17.1	-0.1	2.4	145.5	139.2	-0.63	4.11	3.10	3.65	Top 10% Dress %	
153	425	M 210321	17/5	100	2	9.0	13.5	-0.4	2.7	138.4	130.7	-0.62	4.92	2.14	3.21		
154	71	Woolumbool 207491	5/5	102	2	8.0	12.2	0.2	2.3	135.4	134.1	-0.06	1.59	2.22	2.07		
155	591	Felix 200521	19/5	106	2	10.7	16.3	-1.0	2.9	148.9	139.5	-0.77	6.79	2.64	4.90	Top 5% LMY	
156	654	M 210221	20/6	114	1	8.8	13.6	0.0	3.0	143.1	139.7	-0.24	3.10	2.48	3.19		
157	596	M 210157	19/5	103	2	10.2	15.7	-1.2	2.6	148.7	139.0	-0.82	4.46	2.59	4.93	Top 5% LMY	
158	260	M 210321	3/5	116	2	9.4	14.2	-0.6	2.0	140.6	134.9	-0.45	3.25	2.08	2.94		
159	653	Pepperton 200112	25/5	114	1	11.1	16.7	-0.7	2.1	145.8	137.5	-0.69	5.45	2.92	4.30		
160	156	Woolumbool 207491	3/5	104	2	9.9	14.7	-1.0	2.1	145.6	141.4	-0.36	3.55	2.45	3.85		
161	247	M 190209	3/5	115	2	11.1	17.0	-0.3	2.8	150.5	139.4	-0.66	4.75	3.12	4.55	Top 10% Dress %, Top 10% LMY	
162	223	Woolumbool 207491	5/5	102	1	9.1	13.9	0.2	2.8	142.6	138.9	-0.37	3.29	2.74	3.22		
163	502	Bundara Downs 193638	25/5	124	2	11.7	17.7	-1.7	1.5	146.1	132.3	-1.19	8.68	2.57	5.31	Top 10% PWWT, Top 10% WWT, Top 5% LMY	
164	188	Jewsharp 190439	5/5	120	1	8.6	14.4	-0.5	3.5	149.2	145.3	-0.37	1.46	2.88	3.88	Top 10% PEMD	
165	979	Felix 200521	9/8	95	1	10.9	16.7	-0.3	3.9	156.1	150.0	-0.46	3.94	3.22	4.42	Top 10% TCP, Top 5% PEMD, Top 5% Dress %	
166	1054	M 210157	13/8	106	1	13.3	19.9	-1.3	2.1	154.9	144.5	-0.87	6.29	2.87	5.52	Trait Leader WWT Top 1%, Trait Leader WWT Top 1%, Top 5% PWWT, Top 5% WWT, Top 5% LMY	
167	930	M 210260	7/8	93	2	9.8	15.0	-1.1	1.7	144.4	137.6	-0.56	3.83	2.27	3.78		
168	1028	M 210508	13/8	98	2	11.4	16.7	-2.4	1.4	145.4	133.1	-1.05	8.47	1.95	5.96	Top 5% LMY	
169	798	M 210260	28/7	95	2	10.0	15.5	-1.2	2.4	150.2	145.2	-0.39	3.85	2.71	4.31		
170	898	Woolumbool 207491	30/7	103	1	9.8	14.8	-0.1	2.8	144.7	140.1	-0.34	3.82	2.87	3.37		
171	932	M 210183	7/8	99	1	10.7	16.1	-0.2	2.4	146.7	142.4	-0.32	3.18	2.52	3.62		
172	966	Derrynock 200170	9/8	100	2	10.4	15.4	-1.2	3.8	157.7	145.0	-1.08	4.20	3.50	5.57	Top 10% TCP, Top 5% PEMD, Top 5% Dress %, Top 5% LMY	
173	987	Felix 200521	9/8	100	1	10.7	16.6	-1.0	2.7	154.5	149.0	-0.43	3.45	2.82	4.42		
174	928	Derrynock 200170	7/8	105	1	10.6	15.8	-0.2	3.1	150.1	138.3	-1.0	4.1	3.3	4.2	Top 5% PEMD	
175	1015	M 210508	9/8	102	2	10.4	15.2	-1.3	1.6	140.5	132.5	-0.67	6.25	1.99	4.33		
176	840	Pepperton 200200	28/7	100	1	10.8	16.3	-0.4	3.0	150.1	141.0	-0.74	6.33	3.23	4.77	Top 5% Dress %, Top 10% LMY	
177	908	Ivadene 190025	30/7	106	1	13.4	20.0	0.0	2.8	154.5	146.2	-0.66	4.32	3.13	4.48	Trait Leader WWT Top 1%, Trait Leader PWWT Top 1%, Top 5% PWWT, Top 5% WWT, Top 10% Dress %, Top 10% LMY	
178	1133	Derrynock 200170	22/8	103	1	10.6	15.6	-1.1	2.4	144.8	127.9	-1.47	6.51	2.60	5.06	Top 5% LMY	
179	935	Felix 200521	7/8	95	2	10.5	16.8	0.0	4.2	161.9	157.7	-0.30	1.44	3.44	4.17	Top 5% TCP, Top 5% LEQ, Top 5% PEMD, Top 5% Dress %	
180	939	Felix 200521	7/8	96	2	9.8	16.3	-0.5	4.0	160.5	155.3	-0.39	1.97	3.36	4.66	Top 5% TCP, Top 10% LEQ, Top 5% PEMD, Top 5% Dress %, Top 10% LMY	

Sire	Sire of Sire	Sire of Dam	BT	BWT	WWT	PWWT	PFAT	PEMD	TCP	LEQ	IMF	SFS	DRESS %	LMV	IB %	Prog	Fks	Rams 23 sale	Comments
PEPPERTON 200113	PEPPERTON 180339	PEPPERTON 170291	2	-0.2	9.6	13.5	-0.7	6.4	167.9	157.1	-0.93	5.05	4.10	6.50	7%	288	6	8	AI SIRE 2022, 2023, Trait Leader PEMD Top 1%, Trait Leader TCP Top1%, Top 5% LEQ, Trait Leader Dress%, Trait Leader LMV Top 1%
BRUAN 190275	BRUAN 180030	M150049	2	0.5	10.7	17.1	-0.5	3.6	166.2	159.6	-0.47	0.80	3.20	4.85	7%	477	7	5	AI SIRE 2021, 2022, Top 5% PEMD, Trait Leader TCP Top1%, Top 5% LEQ Dress % Top 5%, Top 5% LMV
FELIX 200356	JEWSHARP 150014	FELIX 160494	1	0.5	12.9	19.1	-0.7	3.2	162.2	154.4	-0.47	1.48	3.26	5.29	3%	446	10	9	AI SIRE 2021, 2022, Top 5% WWT, Top 5% PWWT, Top 10% PEMD, Top 5% TCP, Top 10% LEQ, Dress % Top 5%, Top 5% LMV
PEPPERTON 200200	PEPPERTON 180339	WUNNAMURRA 120455	1	0.2	10.2	15.7	-1.0	4.2	162.0	151.8	-0.81	6.40	3.87	6.19	4%	273	8	8	AI SIRE 2022, 2023, Top 1% PEMD, Top 5% TCP, Trait Leader Dress%, Trait Leader LMV Top 1%
M210212	BRUAN 190275	M160633	2	0.7	11.2	17.2	-0.8	3.3	161.5	151.7	-0.94	2.46	3.06	4.86	5%	20	1	1	Top 10% WWT, Top 10% PEMD, Top 5% TCP, Top 10% Dress %, Top 5% LMV
M 210221	FELIX 190141	M150049	2	0.1	10.0	15.5	0.3	4.0	159.4	160.0	0.26	-0.38	2.96	3.64	3%	44	1	7	Top 5% PEMD, Top 5% TCP, Top 5% LEQ, Top 5% IMF, Top 10% SFS
M 210404	FELIX 190141	M150049	1	0.4	10.9	16.1	0.6	3.9	158.8	158.2	0.22	-0.05	3.39	3.23	2%	117	1	1	Top 5% PEMD, Top 5% TCP, Top 5% LEQ, Top 5% IMF, Dress % Top 5%
PEPPERTON 200112	DERRYNOCK 180067	Bruan 170146	2	0.6	12.5	18.5	-0.6	3.0	158.5	150.4	-0.66	4.33	3.84	5.06	5%	56	1	18	Purchased Pepperton Sale 2021, Top 5% WWT, Top 5% PWWT, Top 5% TCP, Trait Leader Dress%, Top 5% LMV
IVADENE 190025	OLD WOOMBIE 150043	IVADENE 150151	2	0.6	15.2	22.6	-0.5	2.3	158.0	147.3	-1.03	6.30	3.40	5.54	3%	217	4	2	AI SIRE 2022, 2023, Trait Leader WWT & PWWT, Top 1% PWWT, WWT, Top 5% TCP, Top 5% TCP, Dress % Top 5%, Trait Leader LMV Top 1%
M 210157	FELIX 190141	M150049	2	0.5	12.1	18.2	-1.3	2.7	157.4	146.7	-0.64	4.25	2.82	5.71	3%	130	1	8	Top 5% WWT, Top 10% PWWT, Top 10% TCP, Trait Leader LMV Top 1%
FELIX 200521	BUNDARA DOWNS 181548	MELTON VALE 160114	1	0.3	10.3	16.5	-0.7	3.4	157.0	154.8	-0.26	3.03	2.89	4.23	3%	184	2	26	Purchased Felix Sale 2021, Top 10% PEMD, Top 10% TCP, Top 10% LEQ
M 210260	Bruan 190140	M150035	1	0.3	9.9	15.9	-1.3	2.2	156.8	152.8	-0.21	1.42	2.83	3.97	3%	30	1	2	Top 10% TCP, Top 10% LEQ
M 210183	FELIX 190141	M170119	2	0.4	10.5	17.5	-0.5	2.2	156.7	153.7	0.05	-1.38	2.62	3.67	1%	14	1	2	Sold 2022 Sale, Top 10% PWWT, Top 10% TCP, Top 10% LEQ, Top 10% IMF, Top 5% SFS
FELIX 190968	FELIX-160494	HILLCROFT FARMS 130156	1	0.3	9.6	16.3	0.1	3.6	156.1	155.0	-0.13	-0.11	2.58	3.68	3%	478	9	1	AI SIRE 2021, 2022, Top 5% PEMD, Top 10% TCP, Top 10% LEQ
DERRYNOCK 200170	DERRYNOCK 180012	IVADENE 110070	2	0.5	11.1	15.5	-0.8	3.9	156.0	140.8	-1.50	4.60	3.56	5.30	4%	143	1	13	Purchased Derrynock Sale 2021, Top 10% WWT, Top 5% PEMD, Top 10% TCP, Trait Leader Dress%, Top 5% LMV
M 200440	M190115	ABERDEEN 160527	2	0.3	10.0	15.2	-0.3	3.9	153.1	144.0	-0.70	4.18	3.22	4.61	5%	70	1	14	Top 5% PEMD, Dress % Top 5%, Top 10% LMV
JEWSHARP 190439	BUNDARA DOWNS 133266	JEWSHARP 150014	2	0.3	7.7	13.1	-0.4	4.0	151.4	154.5	0.16	-1.54	3.10	3.41	2%	496	13	8	AI SIRE 2022, Top 5% PEMD, Top 10% LEQ, Top 5% IMF, Top 5% SFS, Top 10% Dress %
M 210508	M190117	M150049	1	0.3	10.1	14.6	-2.5	2.6	150.9	141.2	-0.99	6.89	2.30	6.18	3%	105	1	3	Trait Leader LMV Top 1%
BUNDARA DOWNS 193638	BUNDARA DOWNS 170180	GLOROV 120518	1	0.7	13.4	20.4	-2.3	0.5	149.8	136.5	-0.98	9.10	2.43	5.12	4%	198	1	14	Purchased Bundara Downs Sale 2020, Impressive growth, Top 1% WWT, Top 5% LMV
M 210321	FELIX 190968	MELTON VALE 160114	2	0.2	8.5	13.6	0.0	3.6	148.1	143.7	-0.37	1.47	2.83	2.55	4%	95	1	12	Top 5% PEMD
M 190209	M180106	M150049	2	0.3	9.7	14.9	0.0	3.3	148.0	140.2	-0.44	2.85	3.13	4.03	4%	126	1	3	Top 10% PEMD, Top 10% Dress %
WOOLMBOOL 207491	Woolmbool 184874	Woolmbool 173592	2	0.3	9.4	14.4	0.5	3.2	146.7	147.6	0.18	0.33	3.01	2.28	4	259	11	9	AI SIRE 2022, Top 10% PEMD, Top 5% IMF, Top 10% Dress %
FELIX 180325	FELIX 170667	POLLAMBIE 130052	2	0.2	10.1	14.6	-1.2	2.5	142.3	136.6	-0.02	6.71	2.23	4.97	5%	250	1	5	Purchased Felix Sale 2019, Top 10% IMF, Top 5% LMV

